



FLUID POWER MARKET NETHERLANDS

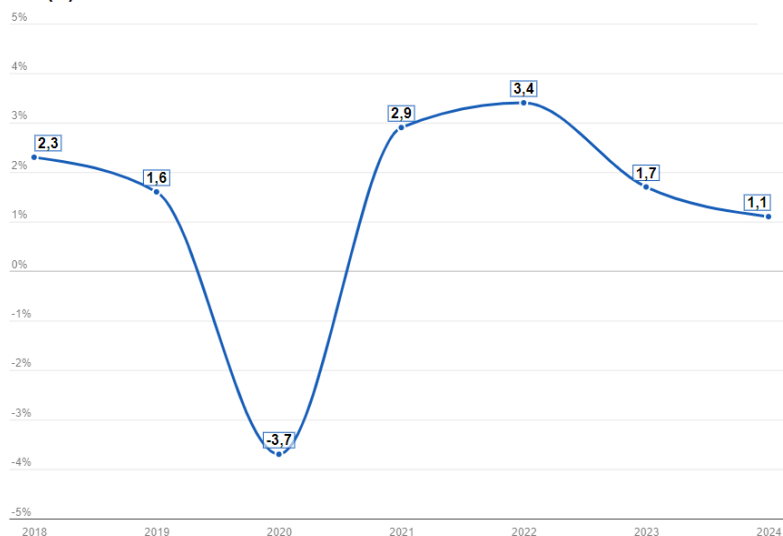
Arjan Coppens
FEDA Committee member

Secretariat FEDA | PO BOX 693 | 4200 AR GORINCHEM, NETHERLANDS | T +31 183 822 992 | info@feda.nl | www.feda.nl



GDP Netherlands

GDP (%) - BI FEDA

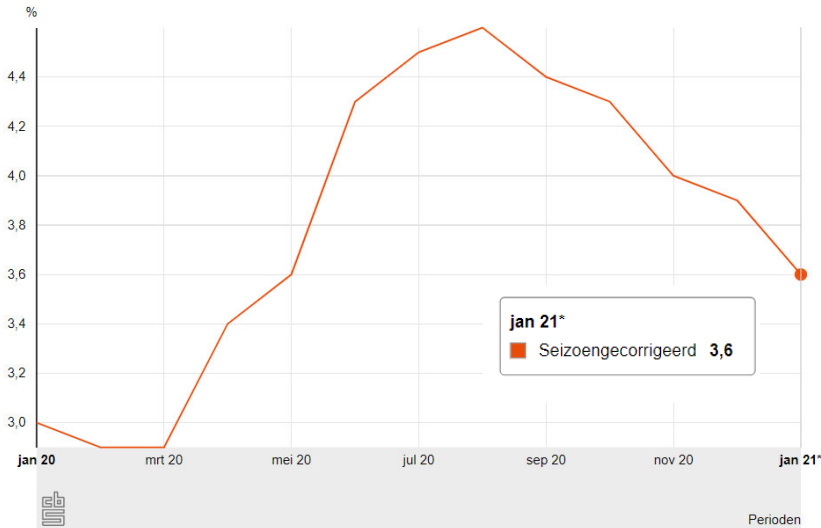


GDP contracted in Q1

Activity Q1 comparable to Q4 2020

Growth will pick up medio 2021

Unemployment

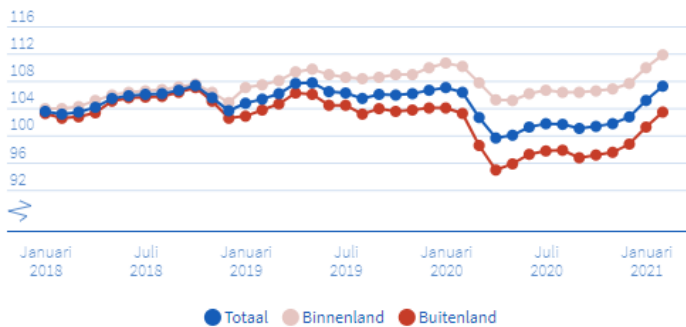


- Unemployment rate is dropping

Prices rise

Afzetprijzen

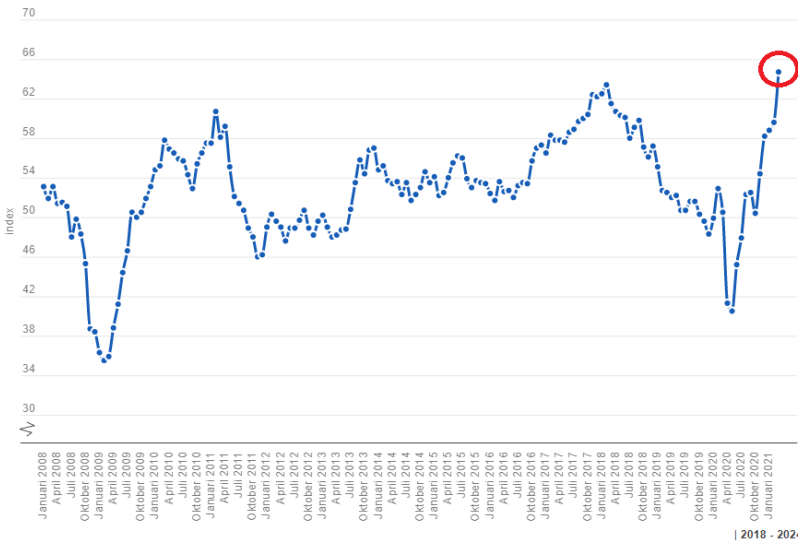
BI FEDA - Industriële producten totaal, index



- Output prices industrial products up by 2% in February compared to January
- 0,8% higher than February 2020

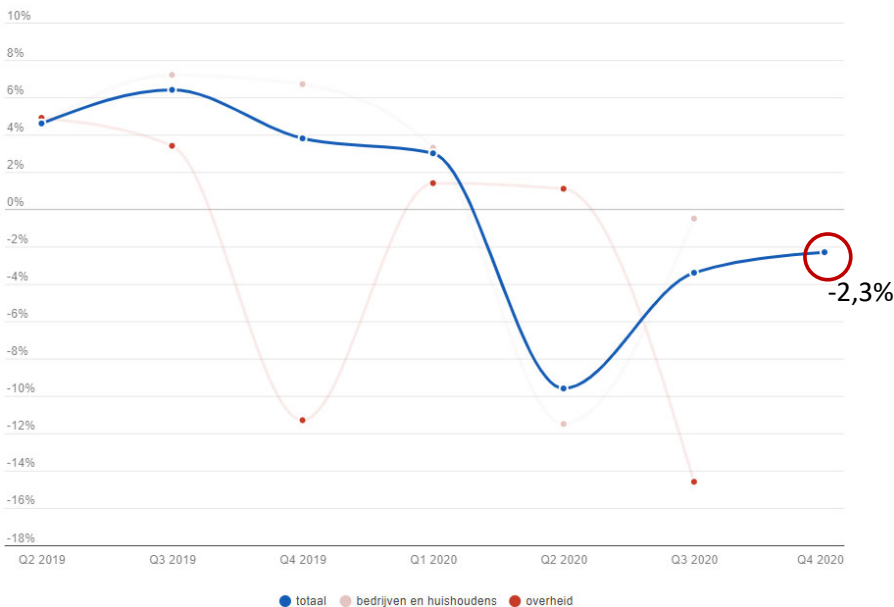
PMI Netherlands March 64,7

PMI - BI FEDA



- Highest PMI ever
- Delivery times have never increased so quickly

Investment



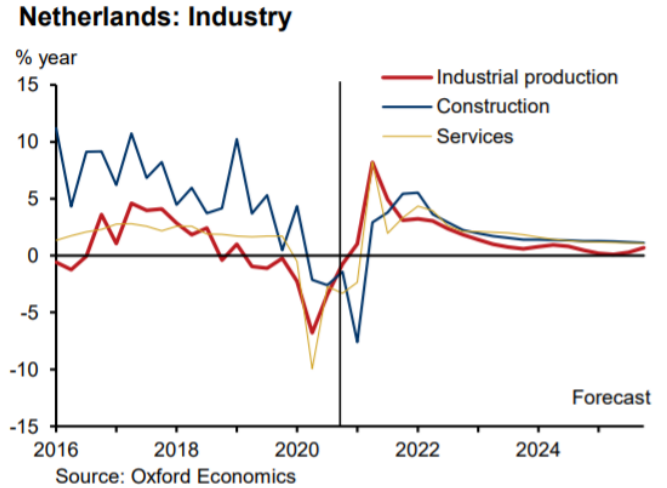
Total investment slowly picking up

-2,3% compared to Q4 2019

Current and Future Trends

- Year on year change in production of different industries in 2020:

	2021	2022
Motor vehicles & parts	+11.1	+3.8
Machine tools	+4.8	+15.5
Repair & installation of machinery	+1.1	+4.1
Oil and Natural Gas Extraction	-15.3	-8.2



Dutch government

- Still in lock-down
- Number of positive tests finally going down
- Vaccination program continues slowly

