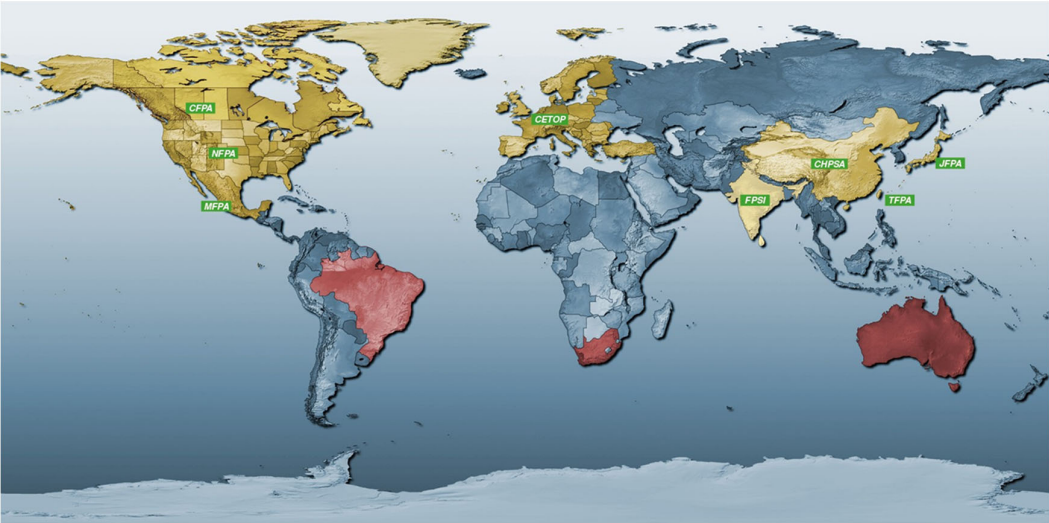


International Fluid Power Statistics

Who is ISC?

ISC is the INTERNATIONAL FLUIDPOWER STATISTICS COMMITTEE

www.iscstats.org



ISC statistics programme

ISC DATA SOURCES
(National Home Sales / Consumption)



ASSOCIATIONS

- CANADA
- CETOP
- CHINA
- INDIA
- JAPAN
- MEXICO
- TAIWAN
- USA



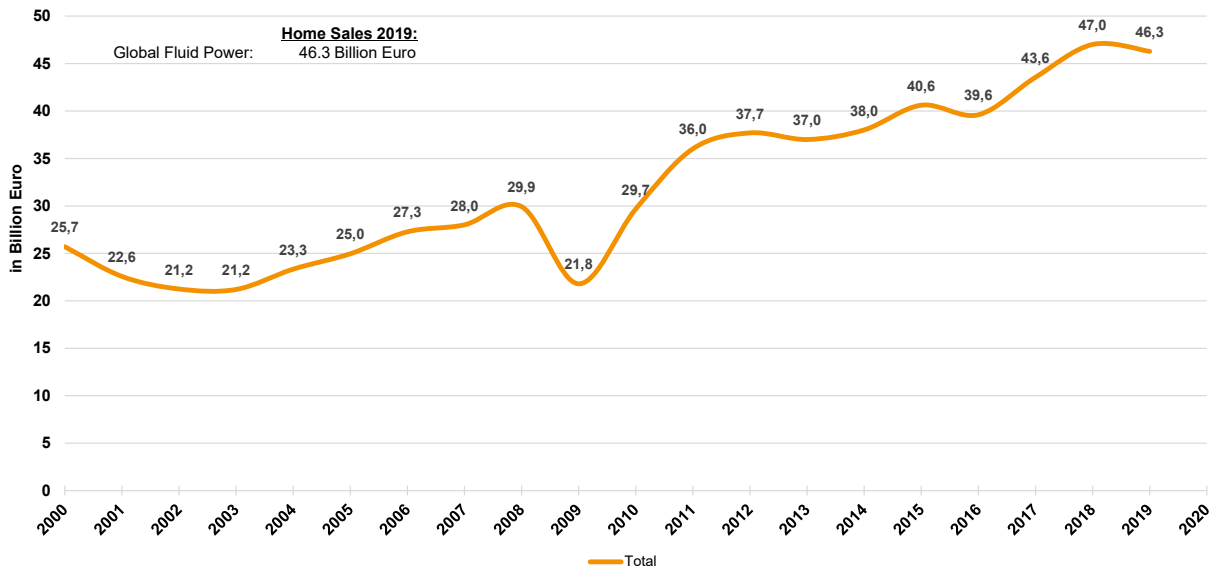
ISC is conducting 3 sets of statistics:

- Monthly Exchange on Tendencies
- Quarterly Trend Survey
- Annual Product Statistics

All this data is not available from any other source and is offered exclusively to the ISC member associations and their associated companies.

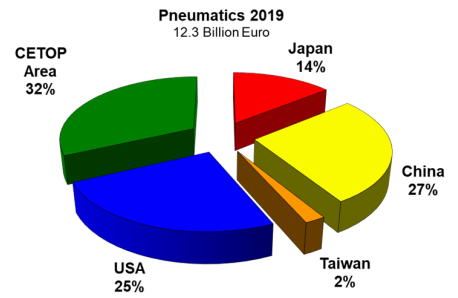
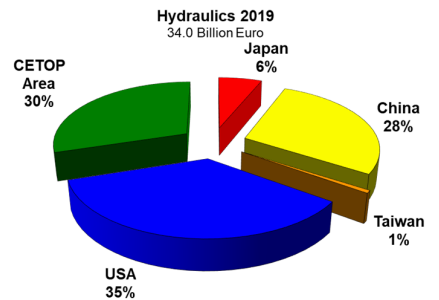
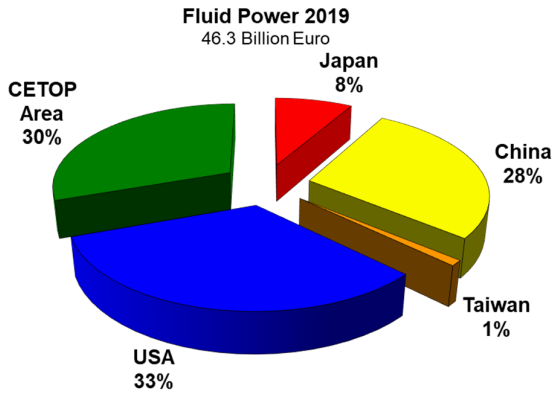
ISC Statistics: Global Fluid Power

Development of the Home Markets 2000 - 2019



ISC Statistics: Global Fluid Power

Home Market 2019

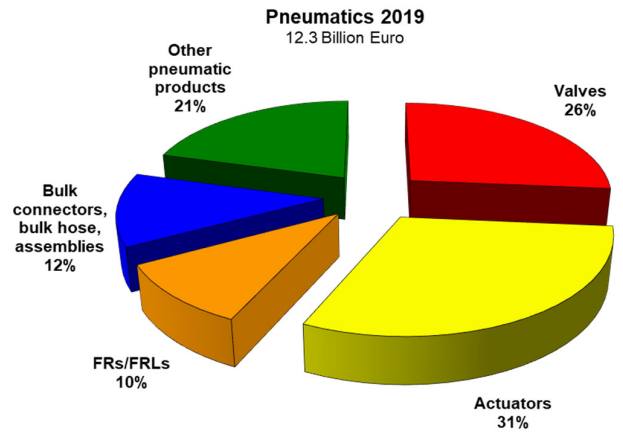
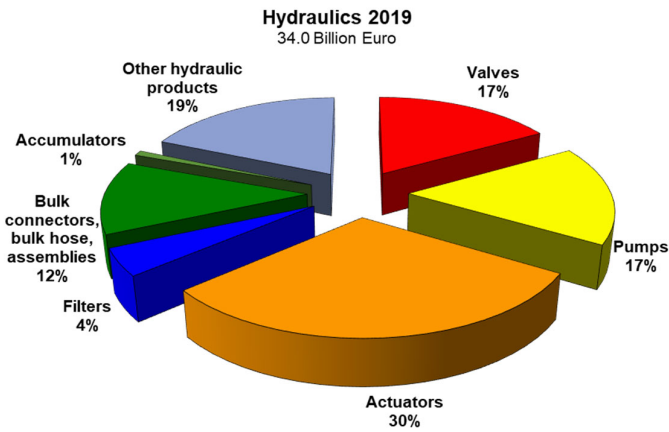


21 April 2021

Chart 5

ISC Statistics: Global Fluid Power

Products 2019



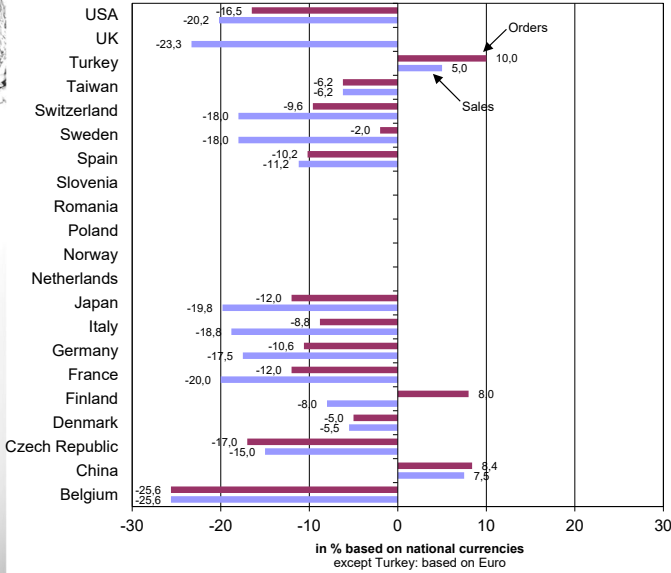
21 April 2021

Chart 6

Orders and Sales Changes 2020/2019

Hydraulics and Pneumatics

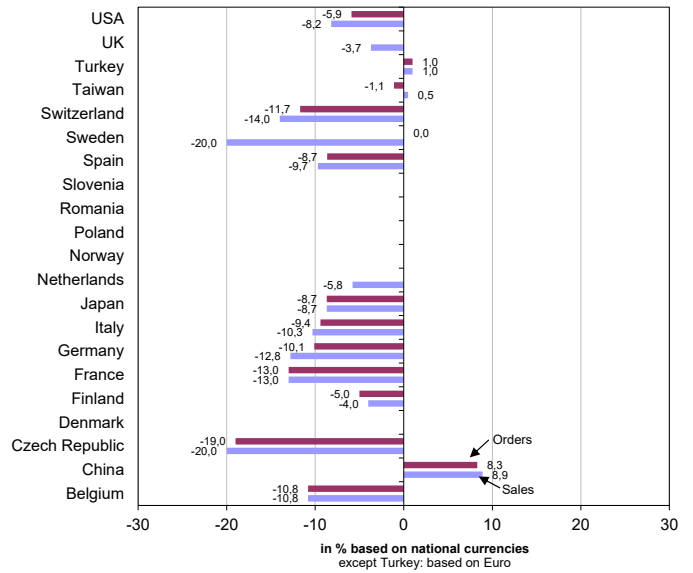
Hydraulics **Orders and Sales Changes Jan-Dec 2020/2019 in %**
CETOP/ISC Quarterly Trend Survey 1-4 Quarter 2020



21 April 2021

Chart 7

Pneumatics **Orders and Sales Changes Jan-Dec 2020/2019 in %**
CETOP/ISC Quarterly Trend Survey 1-4 Quarter 2020



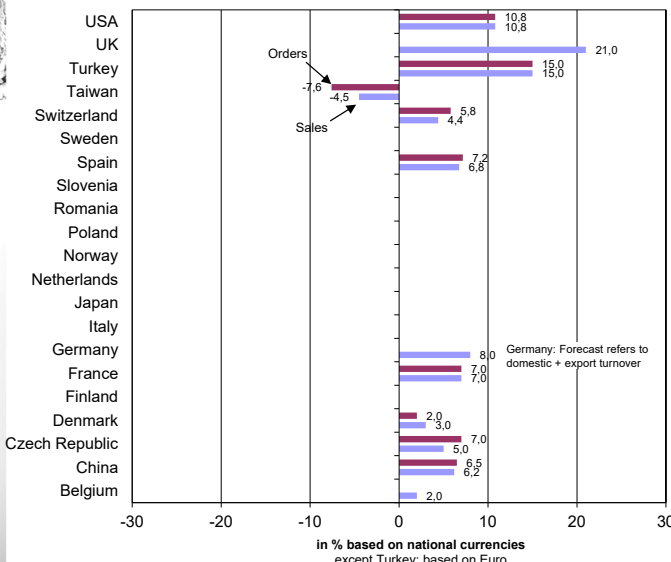
ISC

International Statistics Committee

Orders and Sales Forecasts 2021/2020

Hydraulics and Pneumatics

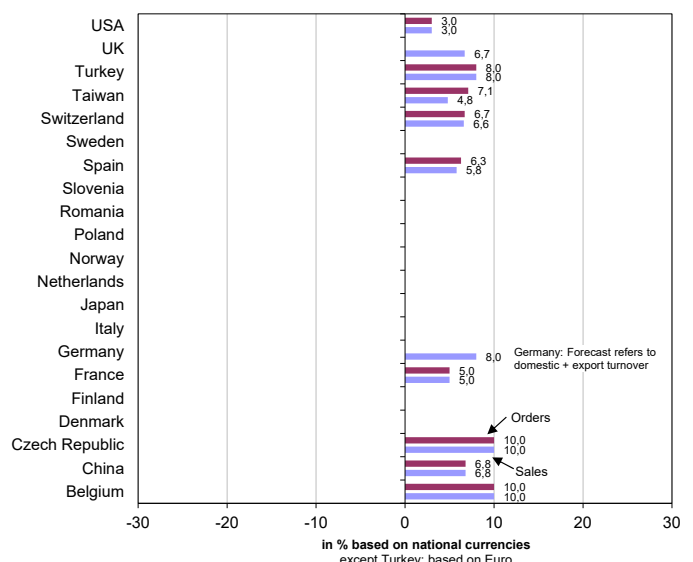
Hydraulics **Orders and Sales Forecast 2021/2020**
CETOP/ISC Quarterly Trend Survey 1-4 Quarter 2020



21 April 2021

Chart 8

Pneumatics **Orders and Sales Forecast 2021/2020**
CETOP/ISC Quarterly Trend Survey 1-4 Quarter 2020



ISC

International Statistics Committee

CETOP / ISC leading indicators

Fluid Power

Excerpt from CETOP/ISC Monthly exchange on tendencies, March 2021

3. New orders (compared to previous month)

COUNTRIES	B	CH	CZ	D	DK	E	F	FIN	I	J	NL	S	SLO	TR	UK	USA	VRC
Industrial hydraulics																	
up																Feb	
same																	
down																Feb	
Mobile hydraulics																	
up																Feb	
same																	
down																Feb	
Pneumatics																	
up																	
same																	
down																Feb	

5. Expected business situation (in the next 3 months)

COUNTRIES	B	CH	CZ	D	DK	E	F	FIN	I	J	NL	S	SLO	TR	UK	USA	VRC
more favourable					Hy								Hy		Feb	Feb	
unchanged													Hy				
less favourable																	

21 April 2021

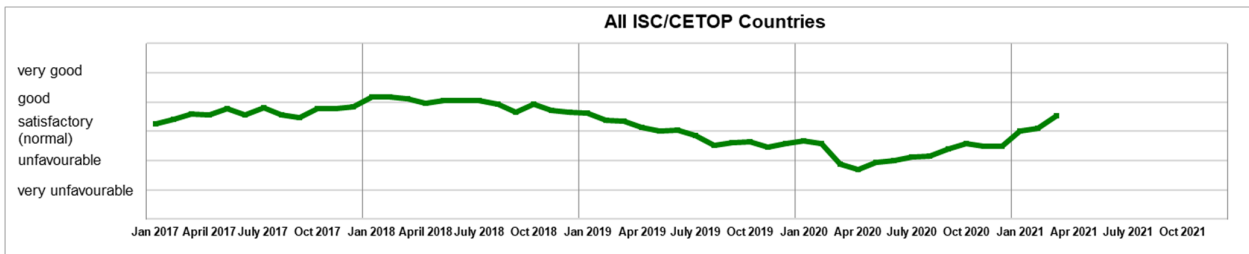
Chart 9

ISC
International Statistics Committee

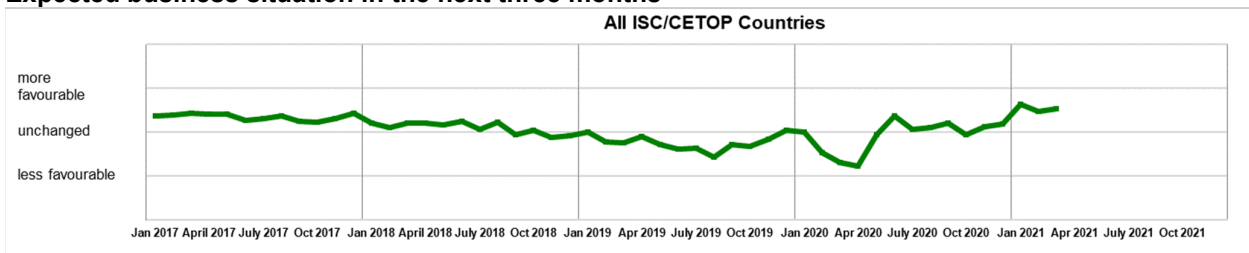
CETOP / ISC leading indicators

Fluid Power - Development January 2017 - March 2021

Business climate



Expected business situation in the next three months



21 April 2021

Chart 10

ISC
International Statistics Committee